



Delhi Public School Kashi

(Under the aegis of Delhi Public School Society, New Delhi)

**HOLIDAY HOME-WORK CLASS V
SESSION (2025-26)**

**THEME: LET'S EMBRACE
NATURE**



Note to Students:


Mother Nature has a lot to offer. Let us embrace mother nature this summer season and learn more on it!

Note to Parents:

Parents are requested to guide their children in successfully completing the worksheet.



Nature's Rhyme, Art and care



ENGLISH

Observe colours, textures, and movements in nature, Use words that describe feelings related to nature (e.g., peaceful, joyful, calm).


Try to use rhyming words at the end of each line and write a poem of 6 to 8 line on that


MATHEMATICS (IN ENVIRONMENT)

Mathematics is all around us. As we discover more about our environment and our surroundings, we see that nature can be described mathematically. The beauty of a flower, the majesty of a tree, even the rocks upon which we walk can exhibit nature's sense of symmetry.

Activity:- 1 : Paste pictures of any 5 mountains in a scrap book and also write their height and arrange them in ascending or descending order.

Activity:- 2 : Write the length of any 10 longest rivers of the world in a scrapbook, and also write their length in words (number name) in both the number system. (Indian and International number system)





EVS & COMPUTER

Present your work in an A4 scrapbook or folder and perform these three activities..

1. Nature Collage: Make a creative collage using natural materials.

Use dry leaves, flowers, seeds, twigs (do not harm live plants). Paste them to create a nature scene (e.g., a tree, a forest, an animal). Label the materials you used.

2. Adopt a Seed : Take care of a small plant during the holidays.

Pick any small seeds (e.g., Mustard, Pea, Gram).

Water and observe it regularly.


Draw or click a photo every 10 days and track its growth (height, number of leaves, etc.).

You can also include a slide about your "Adopt a Seed" experience.

3. Digital Nature Album

Create a small digital presentation or photo album (using Microsoft PowerPoint or Google Slides) with 5-7 slides/pages. Include pictures you have taken of nature (plants, animals, landscapes)

Add short captions (1-2 sentences) for each picture, describing what you see and how it makes you feel.



HINDI & SANSKRIT

(Friendship with Nature)

प्रश्न पेड़ पौधों से हमें कौन - कौन सी वस्तुएं प्राप्त होती हैं ? पेड़ पौधों की अच्छी देखभाल करने के लिए हमें क्या-क्या करना चाहिए ? (100-150 शब्द)

विषय *संस्कृत

.किन्ही पांच फलों के चित्र बनाकर उनके नाम संस्कृत में लिखिए।

