



# Delhi Public School Kashi

(Under the aegis of Delhi Public School Society, New Delhi)

**HOLIDAY HOME-WORK  
CLASS III  
SESSION 2025-26**

**THEME: LET'S EMBRACE  
NATURE**



## **Note to Students:**


Mother Nature has a lot to offer. Let us embrace mother nature this summer season and learn more on it!

## **Note to Parents:**

Parents are requested to guide their children in successfully completing the worksheet.



# ENGLISH & EVS




## ***Nature Poem***


Write a short poem (4-6 lines) about nature. You can write about trees, flowers, birds, or anything you see in nature on yellow A4 size sheet with sketch pen.

## ***My Favourite Plant***

Choose your favourite plant or tree in your garden or neighbourhood.

- Draw and colour it.
- Write 3 interesting facts about it (for example: where it grows, what it needs, how it helps us).
- Do it in your scrapbook.





# MATHS & COMPUTER


## ***Counting Nature's Gifts***

Go for a walk in a park or garden.


- Count and note down the number of trees, flowers, birds, and butterflies you see.
- Make a table to show your findings on white A4 size sheet with the titles of columns—"Nature Item-trees, flowers, birds and butterflies" & "Nature Seen (for example-which bird, tree. etc.)".
- Which did you see the most? Which did you see the least?
- Collect leaves of different shapes and sizes and paste it in A4 sheet paper

## ***Save Nature Poster***

On a computer, laptop or tablet use Paint or any drawing software to make a colourful poster with the message "Save Nature". Add drawings of trees, animals, and water. Print it (if possible) and paste it in your worksheet.



# HINDI & SANSKRIT



1. प्रकृति संरक्षण ' पर प्राकृतिक दृश्यों से सजाकर अपने शब्दों में एक सुंदर सी कविता लिखिए । (A4 size sheet पर )

2. अपनी सुलेख चित्रमाला की कार्य पत्रिका में पांच पृष्ठ सुलेख लिखिए ।

संस्कृत

कक्षा में पढ़ाए गए फलों में से किन्हीं पांच फलों का चित्र बनाकर, सुंदर रंगों से सजाकर उनके नाम संस्कृत तथा हिंदी में लिखिए ।





# ART & CRAFT

## ***Nature Bookmark***

Make a bookmark using dried leaves or flower petals. Paste them on a strip of cardboard. Write a nature quote or message on your bookmark

(for example: "Love Nature", "Go Green", etc.).



# VALUE EDUCATION & CREATIVE WRITING

## *My Promise to Nature*

Write down three promises you will make to help protect and care for nature. For each promise, draw a small picture to show how you will keep it.

Example: "I will water the plants every day."

