

Delhi Public School Kashi

(Under the aegis of Delhi Public School Society, New Delhi)

**HOLIDAY HOME-WORK
CLASS II
SESSION 2025-26**

**THEME: LET'S EMBRACE
NATURE**



Note to Students:

Summer is a time of fun when we spend time with our family, play games and drink our favourite juices . Here are some fun activities which you can do to learn and have fun at the same time!

Note to Parents:

1. Help your child understand the questions.
2. Guide them in doing the activity.
3. Let the child be creative and take charge!

Some useful links to learn more about nature:

[https://youtu.be/o0w7jHVzXMY?
si=e4U-keBtNPcdFT14](https://youtu.be/o0w7jHVzXMY?si=e4U-keBtNPcdFT14)

[https://youtu.be/S6sC0HOIN9s?
feature=shared](https://youtu.be/S6sC0HOIN9s?feature=shared)





ENGLISH


Nature Sentences

Complete the sentences using the words.

(rainbow, mountain, butterfly, river, tree)

1. The _____ is colorful and appears after rain.
2. The _____ is tall and covered with snow.
3. A _____ flutters its wings in the garden.
4. The _____ flows with fresh water.
5. The _____ gives us fruits and shade.

Which colour butterflies have you seen?





MATHS

Nature's Numbers

Solve the following word problems.


Q1. There are 8 birds sitting on a tree. 3 birds fly away. How many birds are left? _____

Q2. A garden has 5 rose plants and 4 sunflower plants. How many plants are there in total? _____

Q3. If you see 6 butterflies in the morning and 7 butterflies in the evening, how many butterflies did you see in all? _____

Q4. There are 10 apples on a tree. If 4 apples fall down, how many apples are left on the tree? _____

Q5. You collect 9 pebbles near the river and your friend gives you 3 more. How many pebbles do you have now?




HINDI

प्रकृति की बातें

सही उत्तर चुनकर वाक्य पूरे कीजिए।
(पहाड़, तितली, नदी, पेड़)

1. _____ ऊँचा और बड़ा होता है।
2. _____ फूलों पर बैठती है।
3. _____ बहती है।
4. _____ हमें फल देता है।

"इसे क्या कहते हैं?"





EVS

Section A: Nature Walk Journal

Instructions:

Take a walk in your garden, a park, or any natural area nearby. Observe and note down the following:

1. Five things you see
2. Three things you hear
3. Two things you smell
4. One thing you touch





EVS

Draw a picture of your favourite observation in the space below.





EVS

Section B: Nature and Me

Instructions:
Answer the following questions.

1. Why is it important to keep our environment clean?

2. List three ways you can help nature:

3. What is your favourite natural place and why?





EVS

Section C: Nature Photography

Instructions:

With the help of your parents, take photographs of any one of the following:

A blooming flower

A tree

An insect

A bird

1. Print and paste the photo in the space below.
2. Write one sentence about it.





ART & CRAFT

Create a Father's Day bookmark using dried leaves.

Write on the bookmark:

"You are my shade like a tree!"

Decorate it with drawings of nature.

Stick a photograph with you giving the bookmark to your parent in the space given below.

